

Zoom: Required Login – SSO

The Minnesota State Web Conferencing site is: <https://minnstate.zoom.us>

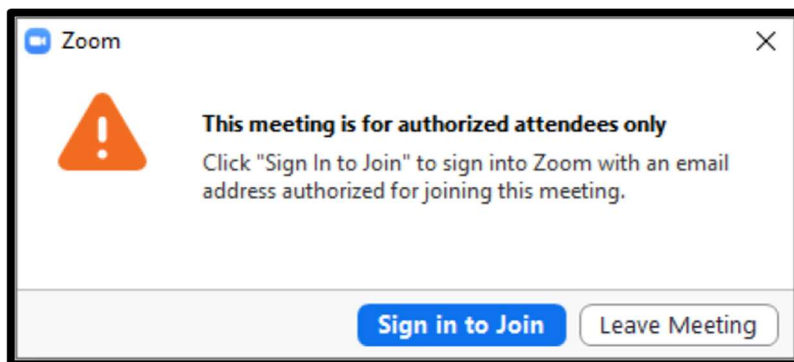
Zoom Enhanced Security:

Participants may now be directed to sign-in to Zoom prior to joining a meeting.

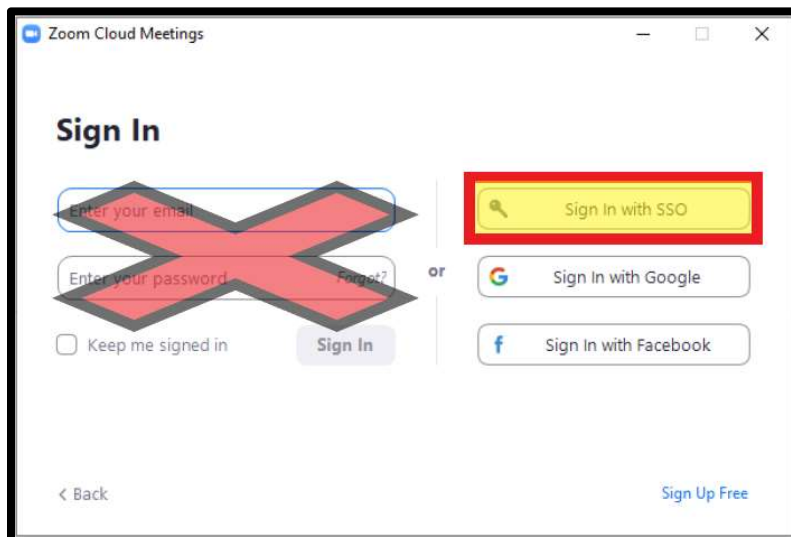
- Minnesota State Users will need to use the SSO option for sign-in

SSO Sign-On Instructions:

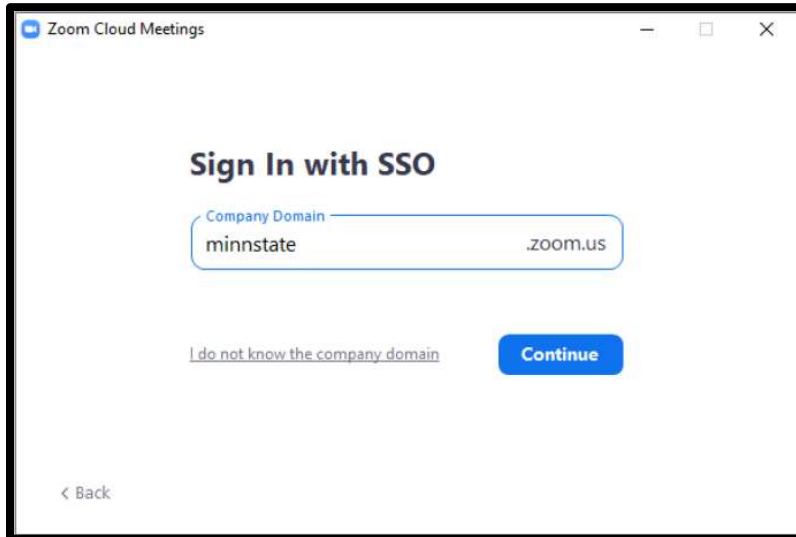
1. When joining a meeting you will get the following prompt:
 - a. Using an Email link
 - b. Directly from the Zoom site



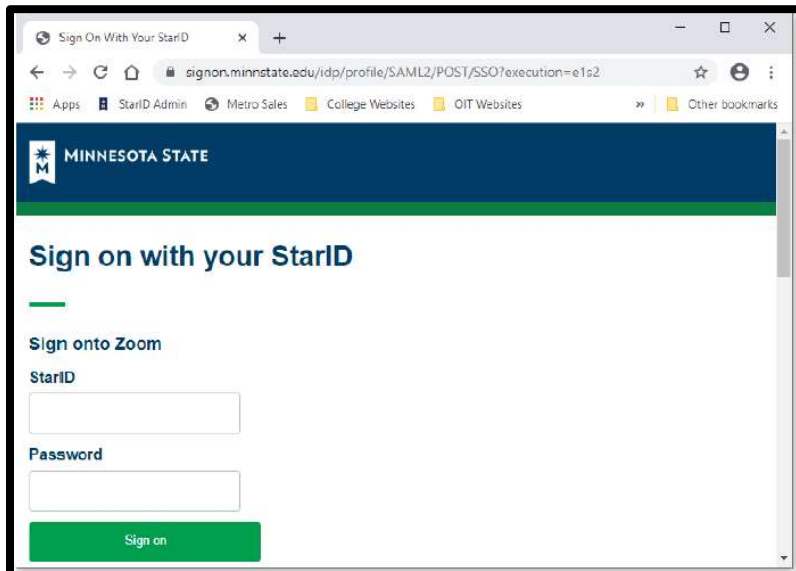
2. Select the "Sign in with SSO":
 - a. **Do Not Enter your login credentials here**



3. On the “Sign In with SSO” screen
 - a. Enter “minnstate” for the company domain
 - b. Click Continue



4. You will be redirected to the MinnState Sign-In screen
 - a. Use your StarID & Password



5. Wait/Respond to additional Meeting options, as needed:
 - a. Waiting room
 - b. Meeting password
 - c. Etc.